

# Product Data Sheet

955-(8)-04/14



Makers of Fine Paint Since 1962

ISSUED: 28 April 2014

Page 1 of 3

## 955 Dinohide



USE



THINNER/CLEAN

Water



APPLICATION

RE-COAT












7 - 8 Hrs

HAZARD



*955 Dinohide is a single component water borne flexible acrylic co-polymer coating, is non-corrosive, non flammable and non-toxic. It has a thixotropic nature which eliminates sagging on vertical surfaces. 955 Dinohide is high-build flexible membrane coating that can be applied over most building substrates to provide long lasting protection against the effects of weathering even in corrosive chemical and marine atmospheres. The long life flexibility of 955 Dinohide will tolerate reasonable substrate movements without peeling or cracking, even bridging hairline cracks effectively.*

**USES:** 955 Dinohide is an extremely versatile product with a wide range of applications, a number of which are:

-  Re-finishing of the exterior of buildings in poor or deteriorating condition.
-  Painting of the exterior of new buildings where a high durability coating is required in order to avoid the costs involved in maintenance.
-  Coating of iron, concrete or tiled roofs in poor condition to avoid costs or replacement.
-  Coating of structures that require very good resistance to exposure to chemicals, yet still require an appealing decorative finish such as interior of factories and warehouses.
-  Coating of non-dimensionally stable structures such as plastics and fibrous cements.
-  Painting of exposed polystyrene or polyurethane insulation to prevent moisture and ultraviolet degradation.
-  Coating of the interior of structures to prevent heat and moisture losses in such buildings as incubator sheds and cool rooms.
-  Dinohide also possesses insulation properties with regard to both heat and sound.
-  Dinohide may be used in many applications for the protection of concrete, brick, stone, steel, metal, plaster, asbestos, prepared timber, galvanised iron etc.

**APPLICATION:** 955 Dinohide is supplied ready for use by airless spray. 955 Dinohide may also be applied by brush or roller. Thinning is not recommended however should it be necessary water may be used sparingly. A slight colour change may be noted after thinning with water.

The coverage of 955 Dinohide is extremely important in determining the performance of the dry film. For protection of walls 955 Dinohide should be applied at the rate of 3 - 4m<sup>2</sup> per litre. This does not apply to walls for cool rooms or other structures requiring protection against moisture loss.

In cool-room situations and roof coating two coats at 3 - 4m<sup>2</sup> per litre are required for maximum performance for an effective coverage of 1 - 2m<sup>2</sup>/lt. Whilst 955 Dinohide may be applied at this thickness in a single coat with an airless spray gun, the use of two coats helps ensure that there are no missed areas and ensure that the first coat is completely dry.

Dinohide dries to touch in about three hours depending on weather conditions, however full cure is not reached for forty-eight hours.

### **SURFACE PREPARATION:**

**METAL:** Remove all loose and mill scale and prime with a conventional primer such as 681 Red Metal Primer.

**GALVANISED IRON:** Ensure surface is clean and free from oil, grease and white rust. Apply 812 Sama Galvguard as a primer. For aggressive environments the use of 681 Red Metal Primer is suggested.

**TOPLINE PAINT PTY LTD**

Telephone: (08) 8384 1188

**33 ALDERSHOT ROAD, LONSDALE, SOUTH AUSTRALIA 5160.**

Fax: (08) 8326 1824

E-mail: admin@toplinepaint.com.au

Customers need to appreciate that as Topline Paint cannot control the conditions under which our products are used, we therefore are unable to guarantee suitability or accuracy in every situation. If any doubt exists, do check with our technical people. Before large-scale use always test on a small sample and ascertain suitability. No warranties express or implied are made. The risks and liability arising from handling, storage, use and compliance with legal restrictions, rests with the buyer.





## 955 Dinohide

**ALUMINIUM:** De-grease then apply one coat of 131 Superbond Etch Primer.

**MASONRY:** Seal all unsealed concrete, brick or stone with 962 Hi Fix Primer. Ensure all dust and crumbling masonry is removed prior to sealing.

**PLASTICS:** Lightly scuff the surface with steel wool or fine sand paper then apply DINOHIDE direct to the scuffed surface.

**TIMBER:** New, prime with 824 Acrylic Undercoat or 809 Pink Wood Primer.

In the case of previously painted surfaces, remove all loose and flaking paint. High gloss surfaces should be thoroughly sanded prior to painting in order to give Dinohide a 'key'.

**THINNING:** 955 Dinohide is supplied ready for use.

**CLEAN UP:** Water.

**DRYING:** Touch dry in 2 - 3 hours, re-coat time 7 - 8 hours at 25°C and 50% relative humidity. Do not apply 955 Dinohide if temperature is below 10°C or above 30°C or relative humidity is over 85%.

**COLOUR:** Range of colours on request.

**FINISH:** Low - sheen.

**COVERAGE:** Apply 955 Dinohide at a rate of approximately 3 - 4 m<sup>2</sup> per litre to give a dry film thickness of 150 um.

**PACK SIZES:** 4 Litre, 10 Litre (20 Litre for Export)

**SPECIFICATION:** Manufactured to comply with APAS Specifications APAS 0117 Type 2/3 and APAS 0118/2 or /3.

**VEHICLE TYPE:** Elastomeric modified Acrylic resin solution.

**PIGMENT TYPE:** Titanium Dioxide and inert extenders. Due to the long life of 955 Dinohide colours are based specially selected high long term durability pigments.

**FLEXIBILITY:** May be extended up to 400% of its original length before failure occurs and still recover its original length very rapidly without affect on the strength of the film.

### RESISTANCE TO:-

**Acids:** 955 Dinohide is unaffected by exposure to organic and mineral acids at moderate concentrations.

**Alkalis:** 955 Dinohide is unaffected by caustic soda even after four weeks of total immersion in a twenty percent solution.

**Moisture:** 955 Dinohide is impermeable to moisture once completely cured.

**Salt Spray:** After three hundred hours of salt spray testing Dinohide showed no signs of failure.

**Solvent:** Swells on contact with strong solvents such as petrol, but returns to its original dimensions after solvent evaporation. 955 Dinohide is unaffected by weaker solvents such as mineral turpentine and alcohols.

**Abrasion:** Excellent.

**Heat:** Up to 75°C (dry).

**Chemical:** Good

**Impact:** Excellent.

**OTHER DETAILS:** Wash all equipment immediately with water after use. Once dried or cured 955 Dinohide is very difficult to remove from equipment.

**TOPLINE PAINT PTY LTD**

Telephone: (08) 8384 1188

**33 ALDERSHOT ROAD, LONSDALE, SOUTH AUSTRALIA 5160.**

Fax: (08) 8326 1824

E-mail: admin@toplinepaint.com.au

Customers need to appreciate that as Topline Paint cannot control the conditions under which our products are used, we therefore are unable to guarantee suitability or accuracy in every situation. If any doubt exists, do check with our technical people. Before large-scale use always test on a small sample and ascertain suitability. No warranties express or implied are made. The risks and liability arising from handling, storage, use and compliance with legal restrictions, rests with the buyer.





## 955 Dinohide

### PRECAUTIONS:

*The following information is a general guide only. Industrial users (ie where the product is being used in the workplace) are legally required to have available a Material Safety Data Sheet on this product. If you are unsure if you have an MSDS on this product please contact Topline Paint and one will be provided.*

**Safety Directions:** **KEEP OUT OF REACH OF CHILDREN – DO NOT SWALLOW.** Breathing the vapour is harmful and may cause lung irritation. Avoid contact with skin and eyes. Wear suitable, protective clothing, eye protection and impervious gloves when mixing and using. Handling and usage of this product must be carried out under well ventilation conditions that prevent inhalation of vapours, dust or mist. Use the appropriate breathing equipment (refer to Aust Stand. 1716) when ventilation is restricted. Keep containers closed when not in use. Eliminate any source of ignition (open fires, pilot lights, furnaces, spark producing switches etc.) as this product is flammable. **DO NOT SMOKE.** Take precautionary measures against static discharges. Used clean up rags may spontaneously ignite. To avoid ignition immerse in water or store in a sealable glass container.

**First Aid Instructions:** If affected by inhalation, remove to fresh air. If breathing difficulty persists or occurs later, consult a doctor. If swallowed, **DO NOT INDUCE VOMITING** drink plenty of water and seek medical advice. Contact a Doctor of Poisons Information Centre (Phone 131126). If skin contact occurs, remove contaminated clothing and wash skin thoroughly with soap and water. If irritation occurs seek prompt medical advice. Immerse contaminated clothing in water for 24 hours and do not use until laundered. In case of eye contact, hold eyes open and flood with running water for at least 15 minutes seek medical advice.

**Leaks, Spills and Disposal:** To prevent ignition of fumes product shut off all ignition sources. Contain or shut off leak if safe to do so. For large leaks or spills of volatile, flammable product, use respiratory protection, protective apparel and footwear. Spills should be absorbed either with rags (small spill) or dry sand/earth (large spill). In the case of flammable product spillage, use spark free implements to place rags or absorbed material into a solvent resistant container. Cover with water for 24 hours before disposal. **DO NOT** pour left over product down the drain – retain it in marked sealed container for future use or disposal through chemical waste collection programs. Dried empty cans can be recycled and should be disposed of via council steel recycling facilities.

**Fire:** Use foam and breathing apparatus. Avoid breathing products of combustion.

**Hazard:** The coloured square at the top of page 1 is provided for a quick reference as to the hazard level of a product. Blue refers to coatings with low hazard (eg water based wall paints). Yellow refers to medium hazard products such as QD enamels, which contain solvents, are flammable and need respirators for vapour protection. Red refers to products with special hazards such as isocyanate cured two pack finishes